



Cedar Impressions®

Individual 5" Sawmill Shingles



Ageless Beauty



Capture the beauty of natural cedar. Keep the look forever.

Throughout its lifespan, the beauty of natural cedar changes with the effects of time and weather. Now, CertainTeed makes it possible to choose the cedar appearance you prefer — freshly sawn or aged — and keep the look you choose forever.

Cedar Impressions® Individual 5" Sawmill Shingles are **the industry's first** polymer shingles that feature an innovative, blended color throughout. Each shingle reflects the sawmill texture of real cedar and installs in the same manner as individual cedar shingles. Cedar Impressions Individual 5" Sawmill Shingles are also available in five solid colors.

Artisans accustomed to working with natural cedar, and craftsmen skilled with polymer and other siding materials, now have a design alternative — Cedar Impressions Individual 5" Sawmill Shingles. They offer complete creative freedom and enable a home's exterior to retain its new and beautifully carpentered appearance permanently.

On cover:
Siding: Cedar Impressions Individual 5"
Sawmill Shingles in cedar blend
Trim: Restoration Millwork®

Shown here:
Cedar Impressions Individual 5" Sawmill Shingles in cedar blend



Beauty and Savings

Cedar Impressions Individual 5" Sawmill Shingles retain their beautiful, natural appearance without continual upkeep. This offers an advantage over natural cedar shingles which often require repeated staining or bleach oil treatments to protect them from discoloration.

Colors shown throughout this brochure are as accurate as printing methods will permit. Please see product samples before making final selection.

Above:
Siding: Cedar Impressions Individual 5"
Sawmill Shingles in natural blend
Trim: Restoration Millwork*

Introducing Ageless Cedar™

CertainTeed's innovative Ageless Cedar Color Blends capture the appearance of natural Eastern White Cedar and Western Red Cedar at various life stages. Ageless Cedar enables the selection of unique, random color patterns for one-of-a-kind exterior designs.



Natural Blend*



Eastern
White Cedar

* Premium Color



FRESHLY CUT WHITE CEDAR

Real white cedar will quickly change to a gray color, so the beauty is short lived. With the bright appearance of freshly cut white cedar, CertainTeed Natural Blend shingles are as close to nature as you can get. The Ageless Cedar technology ensures they will retain their fresh appearance for years to come.


YEARS

0

1



Cedar Blend*



Western
Red Cedar

* Premium Color



FRESHLY CUT RED CEDAR

The deep, warm tones of freshly cut red cedar degrade over time as ultraviolet light penetrates the wood. Through Ageless Cedar color technology, CertainTeed Cedar Blend shingles provide a natural red cedar appearance that never degrades and will not require continual maintenance.

Make time stand still

Aging takes time – and time can't be stopped. These two truths impact the look of natural cedar. As cedar weathers, it will continually change color, moving towards, or away, from the desired color preference. CertainTeed's Ageless Cedar color blends make time stand still, assuring that the shades and patterns chosen today will remain fresh and beautiful for a lifetime.

Driftwood Blend*

* Premium Color



AGED WHITE CEDAR

Eastern white cedar begins as a lovely light tan and evolves to silver gray as it ages. Although beautiful, more often the color can be uneven depending on the effects of weather exposure on each side of the home. Using Ageless Cedar technology, CertainTeed's Driftwood Blend shingles provide the look of aged white cedar at its most beautiful stage, keeping that look indefinitely regardless of the effects of weather.

2

3

4+

Rustic Blend*

* Premium Color



AGED RED CEDAR

Western red cedar starts as a warm russet color that weathers to black over time. In between it can appear as various shades of grays and browns. Almost always, the color can be uneven depending on the amount of sun, wind and rain exposure each side of the home receives. Ageless Cedar technology ensures CertainTeed Rustic Blend shingles capture the seasoned look of cedar with a consistent weathering pattern that will not change over time.

12 Ageless Cedar™ Color Blends

Ageless Cedar colors honor the natural aging process of cedar by offering four color families — and a progression of shades within each — that replicate the authentic appearance of cedar at different life stages.

* Premium Color

Natural Blend*	Cedar Blend*	Driftwood Blend*	Rustic Blend*
 Natural Blend - Light	 Cedar Blend - Light	 Driftwood Blend - Light	 Rustic Blend - Light
 Natural Blend - Medium	 Cedar Blend - Medium	 Driftwood Blend - Medium	 Rustic Blend - Medium
 Natural Blend - Dark	 Cedar Blend - Dark	 Driftwood Blend - Dark	 Rustic Blend - Dark

TrueTexture™

Whether individually split with hand tools, or sawn and split in a lumber mill, individual cedar shingles have a texture and character all their own. Cedar Impressions Individual 5" Sawmill Shingles are the industry's first polymer product manufactured as a single shingle with molded textures and patterns that replicate the effect of saw blades.



Sawmill Texture

5 Solid Colors

Cedar Impressions Individual 5" Sawmill Shingles also come in long-lasting solid colors that have the look of freshly painted cedar. Unlike real cedar, Cedar Impressions shingles will never require painting or maintenance due to chipping paint.

Sterling Gray

Seagrass

Natural Clay

Savannah Wicker

Colonial White



Unique Textures

All Cedar Impressions Individual Sawmill Shingles come in 16 unique and authentic sawmill textures, molded from actual cedar shingles.

Color Throughout


The beautiful colors and shades of Cedar Impressions shingles are an integral component of the siding. Unlike competitive products that have color applied only on the surface, CertainTeed's proprietary manufacturing process results in blended color throughout the shingle. The result is an authentic, blended-wood look.

One-of-a-Kind Designs

Freedom of design is provided through the ability to select individual shingle shades and mix them into unique, one-of-a-kind designs with random textures, widths and coloration. The custom design of Cedar Impressions Individual 5" Sawmill Shingles offers professionals a compelling design alternative that showcases the craftsman's touch and assures that no two homes will ever look alike.

Ageless Cedar™ Blend-it™ Tool

Visit our color selector tool to further explore Ageless Cedar Color Blend mixes of Cedar Impressions Individual 5" Sawmill Shingles. See how Color Blends look on a home to help you choose your own one-of-a-kind design at certainteed.com/blend-it.



Natural Blend

Light

Medium

Dark






Siding: Cedar Impressions Individual 5" Sawmill
Shingle in driftwood blend
Trim: Restoration Millwork

Cedar Blend

Light

Medium

Dark



Balanced Mix



All Light



All Medium



All Dark



Driftwood Blend

Light

Medium

Dark



Siding: Cedar Impressions Individual 5"
Sawmill Shingle in rustic blend
Trim: Restoration Millwork®



Rustic Blend

Light

Medium

Dark



Balanced Mix



All Light



All Medium



All Dark

The Craftsman's Touch

Cedar shingle installation is an art perfected over time. Craftsmen who have always worked with cedar can apply their same skills to the installation of Cedar Impressions Individual 5" Sawmill Shingles. At the same time, professionals familiar with polymer panel installations will find it easy to learn Cedar Impressions single-shingle installation techniques. In either case, the application of Cedar Impressions Individual 5" Sawmill Shingles showcases the craftsman's touch.



Siding: Cedar Impressions Individual 5"
Sawmill Shingles in cedar blend
Trim: Restoration Millwork®


Simplified installation

While Cedar Impressions Individual 5" Sawmill Shingles install like real wood, they eliminate many of wood's trimming and finishing issues. With Cedar Impressions, on-site finishing with stains or bleach is unnecessary and there are no concerns related to volatile organic compounds (VOCs). Cedar Impressions installs easily around windows, doors and corners so material waste is minimized.

4"
4.25"
4.5"
5"
5.75"
6.75"
8"

7 Shingle widths

All Cedar Impressions 5" Individual Sawmill Shingles come in seven different widths which allow for random installation and one-of-a-kind designs.



Enhanced Nail Hem Flange and Grooves eliminate the need for face nailing.

One-piece Corner

Finish corners with Restoration Millwork® one-piece corners, designed to be installed with or without a nailing flange. Restoration Millwork can be painted* to complement exterior colors.

*See Installation Guidelines RM003 for painting instructions.



Trimmmable Corner

Cedar Impressions Individual 5" Sawmill Trimmable Corner Pieces help corners blend naturally.

Maximum character. Minimum care.



A home sided with natural cedar shingles has a character all its own. But, this character comes with a price for upkeep. Continual expenditures of time and money will be necessary as wood ages and weathers. With Cedar Impressions Individual 5" Sawmill Shingles, maximum character is maintained with minimum care.

Lower Maintenance

Cedar Impressions stays beautiful and consistent in color on all sides of the home and without continual maintenance. Real cedar shingles must be stained or bleached to prevent discoloration. These treatments will need to be repeated over time.

REAL CEDAR SHINGLES WEATHER

A home's exterior walls will be affected by weather patterns coming from the north, south, east or west. This can cause cedar shingles to weather inconsistently from one side of a home to another.



West Wall

Cedar-sided walls with a western exposure are often impacted by afternoon sunlight and wind-driven moisture, causing inconsistent weathering.



N

North Wall

North-facing walls tend to weather more slowly and uniformly, but can be more prone to mold and mildew due to lower exposure to sun.



E

East Wall

East-facing walls in some areas can be affected by strong storms, salt water and morning sun, resulting in uneven weathering patterns.



S

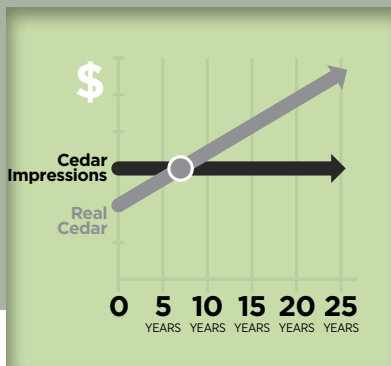
South Wall

Exposure to sunlight can cause cedar on south-facing walls to rapidly bleach out and fade.

Cedar Impressions Individual Shingles retain consistent color and resist mold and mildew.

Lower Cost

Natural cedar is one of the most expensive siding materials and is costly to maintain and repair. Cedar Impressions offers an alternative that requires very little maintenance, significantly reducing long-term costs.



Higher Durability

Over time, the effects of weather and age can cause wood to split, warp, buckle, crack and rot. Cedar Impressions is engineered to retain its like-new appearance and outstanding durability for years to come.



Pest-Free

Wood is a natural attraction for insects and other pests that can cause damage to cedar siding and become a nuisance around the home. Cedar Impressions offers a solution to this problem.



A responsible choice

Peace of mind is one of the most important benefits delivered by Cedar Impressions. It's a responsible choice that supports goals for reliability, sustainability and security.

#1

Trusted Brand

Confidence worth building on

CertainTeed siding is the brand preferred by building professionals and homeowners according to surveys conducted by national trade magazines. CertainTeed is an industry leader for over 100 years.



Sustainable

Sustainable

The manufacture of Cedar Impressions does not require the foresting of cedar trees. Cedar Impressions is 100 percent recyclable and offers significantly lower environmental impact than other cladding options.*

*Based on life cycle assessment studies conducted through the National Institute of Standards and Technology (NIST).



Lifetime Limited Warranty

Superior quality

CertainTeed backs Cedar Impressions with a superb warranty covering product quality, durability and performance. Unlike wood shingles, Cedar Impressions shingles will not rot or decay.

Finishing Touches

Restoration Millwork®—The Ultimate Finish

With Restoration Millwork, CertainTeed offers solutions that meet the needs of both professionals and homeowners. Restoration Millwork trim makes a statement of authenticity on any home's exterior; it cuts, mills, shapes and routes like the finest top-grade lumber. But, because it's made from cellular PVC, Restoration Millwork will outlast wood.

Versatility

Available in sheets and decorative trim for custom creations or pre-made products for easy installation.

Superior Performance

Low maintenance and no worries about rotting, warping, moisture or insects.

Custom Colors

Can be easily painted with Sherwin-Williams VinylSafe™ paint colors to complement with all exterior siding colors.

Smooth Finish

TrueTexture Finish

Designing with Color

Ageless Cedar color blends and solid colors coordinate well with CertainTeed's decorative trim colors. Whether you want to create high contrast or subtle trim accents, CertainTeed can help you reach your design goal. Below are a few examples of complementary accent colors for Cedar Impressions Individual 5" Sawmill Shingles.

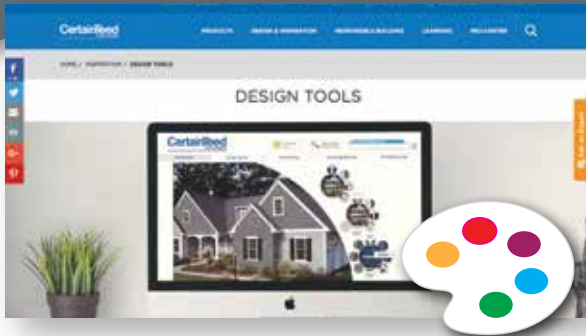


**Sherwin-Williams VinylSafe Technology colors must be used when choosing darker colors that have a Light Reflecting Value (LRV) of 54 or lower. For colors with a LRV of 55 or higher (the higher the LRV, the lighter the color), you can safely use an acrylic latex paint.*





We can help



Color and Design Tools
www.certainteed.com/colortools

What is your color and design comfort level?

NOVICE

You are not sure about colors and are not sure where to start.

ColorCoach™

Gives you a virtual swatchbook to get started.



INTERMEDIATE

You understand color and enjoy experimenting with color combinations but aren't exactly sure which color direction you want to go.

COLORVIEW® EXTERIOR STYLE & COLOR SELECTOR

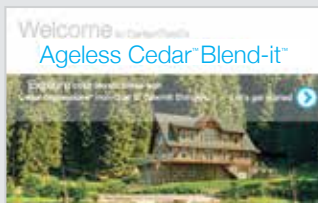
Online

Mix and match colors and styles on a wide variety of pre-populated home styles to get ideas.



Ageless Cedar™ Blend-it™ Tool

Explore Ageless Cedar Color Blend mixes of Cedar Impressions Individual 5" Sawmill Shingles. View how Color Blends look on a home to help you choose your own one-of-a-kind design.



EXPERT

You already know what colors you want to use, but would like to see how the products available in your color theme will look together on your home.

COLORVIEW® EXTERIOR STYLE & COLOR SELECTOR

DIY

Immediately begin designing by uploading a project picture and quickly mix and match products on your own project.



OR

Pro

Have a photo of your home professionally masked in a few days so you can visualize in ColorView tool.



with your decisions.

Want More Ideas?

No Place Like Home Brochure

This brochure helps inspire ideas (pub. no. CTS435).

Go online for the PDF version or call 800-782-8777 for the brochure.



1 Look for color palette ideas in your surroundings, including landscaping, trees and gardens in your neighborhood and the larger area where you live. The colors you pick for your interior walls can also influence your exterior walls.



2 You may be inspired by your neighbors' color schemes, but it is a good idea to avoid copying them exactly and best to create your own unique combination that sets your home apart. In most cases, you want your home to fit in but not clash with nearby buildings.



3 You need to first consider the appearance of any features on the home that will remain unchanged and harmonize your siding color with them. This includes roofing, masonry, stone, stairways, doors, etc.



4 If your home's architectural style is very distinct (Colonial, Greek Revival, etc.) you will get best results if your color selection and treatment complements its original design.

Connect.



facebook.com/CertainTeed



youtube.com/certainteedsaintgobain



blog.certainteed.com

Find a Professional.

The help of a qualified professional can ensure long-lasting performance on your siding installation. Visit www.certainteed.com and simply click the "Find a Pro" button on the top of the home page. You can then search by zip code, product and distance from your home.

OR call:

800-782-8777



CertainTeed products are designed to work together and complement each other in color and style to give your home a beautiful finished look.

Polymer Shakes and Shingles

Extruded
Fence



Vinyl Siding

Molded
Fence



Insulated
Siding

Decking
and Railing



Soffit

Roofing and
Ventilation




PVC Exterior
Trim and
Beadboard

Housewrap



Stone



Vinyl Carpentry® Trim



FOLLOW US
facebook.com/CertainTeed



WATCH OUR VIDEOS
youtube.com/certainteedsaintgobain



CertainTeed

CEILINGS • DECKING • FENCE • GYPSUM • INSULATION • RAILING • ROOFING • SIDING • TRIM
20 Moores Road, Malvern, PA 19355 Professional: 800-233-8990 Consumer: 800-782-8777 certainteed.com

©01/24 CertainTeed, Printed in the USA, Code No. 04-00-1592-US-EN